

Omni®

This refreshing design will become the focal point of any room.



Brushed Nickel Omni with 52" Standard Flat Black Blades and Bowl Light Kit

Model-Finish **OM52BN**
 Blade-Finish **B552S-FB**
 Light-Finish **LKH2020-BN**

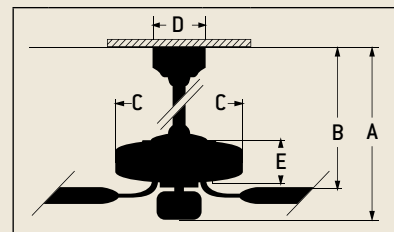
Features

- Heavy-Duty, 3 Speed Reversible Motor
- 2" and 6" Downrods *(Included)*
- Limited Lifetime Warranty
- Blades Sold Separately
- Light Kit Adaptable *(Optional)*
- Both TCS Controls Available *(Optional)*
- Energy Star Qualified

Specs

- Blade Sweep Opt. 44", 52", 54", 56"
- Number of Blades 5
- Blade Pitch 14°
- Motor Size (MM) 188 x 15
- AMPS (HI Speed) 0.7
- Watts (HI Speed) 76
- RPM (HI-MED-LOW) 210-120-78
- Shipping Wt. (lbs.) 19
- CU. FT. in Carton 1.84
- Airflow* 6,415
(Cubic Feet Per Minute)
- Electricity Use* 76 Watts
- Airflow Efficiency* 84
(Cubic Feet Per Minute Per Watt)

Ceiling Drop Dimensions



- | | |
|------------------|-------------------|
| A: 2" DR - 12.5" | B: 2" DR - 9.25" |
| A: 6" DR - 16.5" | B: 6" DR - 13.25" |
| C: 13.0" | D: 6.0" |
| E: 5.0" | |

DR: Downrod

Compare: 36" to 48" ceiling fans have airflow efficiencies ranging from approximately 71 to 86 cubic feet per minute per watt at high speed.

Compare: 49" to 60" ceiling fans have airflow efficiencies ranging from approximately 51 to 176 cubic feet per minute per watt at high speed.



Popular Combinations



Flat Black Omni with 54" Premier Hand-Scraped Walnut Blades

Model-Finish **OM52FB**
 Blade-Finish **B554P-WAL**
 Light-Finish **Not Shown**



Brushed Nickel Omni with 52" Plus Series Brushed Nickel Blades and Fitter/Glass

Model-Finish **OM52BN**
 Blade-Finish **B552P-BN**
 Light-Finish **F405-BN/294**



Flat Black Omni with 52" Plus Series Rosewood Blades and Fitter/Glass

Model-Finish **OM52FB**
 Blade-Finish **B552P-RW3**
 Light-Finish **F400-0B/117**




Flat Black Omni with 52" Custom Wood Teak Blades

Model-Finish **OM52FB**
 Blade-Finish **B552S-TK7**
 Light-Finish **Not Shown**

Available Finishes



BN
Brushed Nickel



FB
Flat Black

Blade Options

Type 1 Blades
(see page 188)



Type 2 Blades
(see page 192)



Light Kit Options

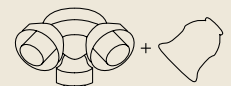
Bowl Light Kits
(see page 204)



Complete Light Kits
(see page 208)



Customize Your Own
(see pages 209/211)



Remotes



TCS Remote Control
(Optional)
OM-TCS-(Finish)



TCS-PLUS Wall Control
(Optional)
OM-TCSPLUS-(Finish)