

Metro[®]

The Metro brings the urban feel of downtown into your home.



Oiled Bronze Metro with 54" Premier Hand-Scraped Walnut Blades

Model-Finish **ME520B**
 Blade-Finish **B554P-WAL**
 Light-Finish **Not Shown**

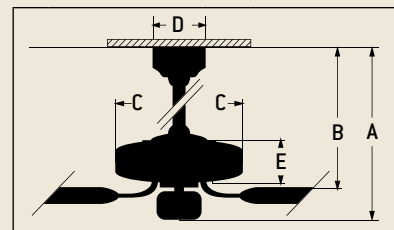
Features

- Heavy-Duty, 3 Speed Reversible Motor
- 2" and 6" Downrods *(Included)*
- Limited Lifetime Warranty
- Blades Sold Separately
- Light Kit Adaptable *(Optional)*
- Both TCS Controls Available *(Optional)*
- Patented Tripod Mounting System *(For Use on Min. 9' Ceilings)*
- Tripod Close Mount Kit Available for Lower Ceilings *(Optional)*

Specs

- Blade Sweep Opt. 44", 52", 54", 56"
- Number of Blades 5
- Blade Pitch 14°
- Motor Size (MM) 188 x 15
- AMPS (HI Speed) 0.59
- Watts (HI Speed) 70
- RPM (HI-MED-LOW) 185-110-72
- Shipping Wt. (lbs.) 26.68
- CU. FT. in Carton 1.93
- Airflow* 6,316
(Cubic Feet Per Minute)
- Electricity Use* 70 Watts
- Airflow Efficiency* 90
(Cubic Feet Per Minute Per Watt)

Ceiling Drop Dimensions



- | | |
|-------------------|-------------------|
| A: 2" DR - 22.25" | B: 2" DR - 19.25" |
| A: 6" DR - 26.25" | B: 6" DR - 23.25" |
| C: 16.25" | D: 6.0" |
| E: 2.5" | |

DR: Downrod

*Compare: 36" to 48" ceiling fans have airflow efficiencies ranging from approximately 71 to 86 cubic feet per minute per watt at high speed.

*Compare: 49" to 60" ceiling fans have airflow efficiencies ranging from approximately 51 to 176 cubic feet per minute per watt at high speed.

Popular Combinations



Oiled Bronze Metro with 56" Custom Wood Cherry Blades


Model-Finish **ME520B**
 Blade-Finish **B556S-CH9**
 Light-Finish **Not Shown**



Oiled Bronze Metro with 52" Plus Series Oiled Bronze Blades

Model-Finish **ME520B**
 Blade-Finish **B552P-OB**
 Light-Finish **LKE53-OB**

Available Finishes



OB
Oiled Bronze

Blade Options

Type 1 Blades
(see page 188)



Type 2 Blades
(see page 192)



Light Kit Options

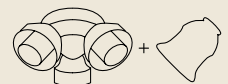
Bowl Light Kits
(see page 204)



Complete Light Kits
(see page 208)



Customize Your Own
(see pages 209/211)



Remotes



TCS Remote Control
(Optional)
CT-TCS-(Finish)



TCS-PLUS Wall Control
(Optional)
CT-TCS -(Finish)