

Kona Bay[®]

The Kona Bay is specifically designed for the tropical experience and spirit of relaxation.

To create that mood our Kona Bay features a low speed setting that is 50% slower than other Craftmade fans.



Brushed Nickel Kona Bay with 54" Tropic Isle Oak Bamboo Blades and Fitter/Glass

Model-Finish **K52BN**
 Blade-Finish **B554T-BB0**
 Light-Finish **F400-BN / 108 Glass**

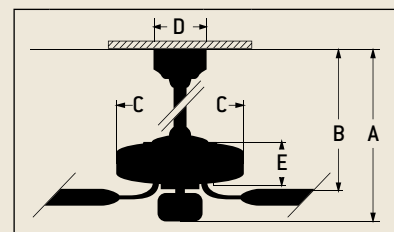
Features

- Heavy-Duty, 3 Speed Reversible Motor
- 2" and 6" Downrods *(Included)*
- Limited Lifetime Warranty
- Blades Sold Separately
- Light Kit Adaptable *(Optional)*
- Both TCS Controls Available *(Optional)*
- Suitable for Damp Locations
- 54 RPM on Low Speed for Custom Blade Viewing

Specs

■ Blade Sweep Opt.	44", 52", 54", 56"
■ Number of Blades	5
■ Blade Pitch	16°
■ Motor Size (MM)	188 x 20
■ AMPS (HI Speed)	0.57
■ Watts (HI Speed)	75
■ RPM (HI-MED-LOW)	164-115-54
■ Shipping Wt. (lbs.)	24
■ CU. FT. in Carton	1.7
■ Airflow* <i>(Cubic Feet Per Minute)</i>	6,054
■ Electricity Use*	75 Watts
■ Airflow Efficiency* <i>(Cubic Feet Per Minute Per Watt)</i>	81

Ceiling Drop Dimensions



A: 2" DR - 11.0"	B: 2" DR - 10.0"
A: 6" DR - 15.0"	B: 6" DR - 14.0"
C: 8.5"	D: 5.25"
E: 7.0"	

DR: Downrod

Compare: 36" to 48" ceiling fans have airflow efficiencies ranging from approximately 71 to 86 cubic feet per minute per watt at high speed.

Compare: 49" to 60" ceiling fans have airflow efficiencies ranging from approximately 51 to 176 cubic feet per minute per watt at high speed.

Popular Combinations



Oiled Bronze Kona Bay with 54" Premier Hand-Scraped Teak Blades and Oiled Bronze Light Kit

Model-Finish **K520B**
 Blade-Finish **B554P-TK7**
 Light-Finish **LK5CF-0B**



Rustic Iron Kona Bay with 52" Custom Wood Dark Oak Blades

Model-Finish **K52RI**
 Blade-Finish **B552S-D04**
 Light-Finish **Not Shown**



Antique Brass Kona Bay with 56" Tropic Isle Dark Oak Palm Blades

Model-Finish **K52AB**
 Blade-Finish **B556T-D02**
 Light-Finish **Not Shown**



Oiled Bronze Kona Bay with 58" Tropic Isle Honey Oak Wave Blades

Model-Finish **K520B**
 Blade-Finish **B558T-H09**
 Light-Finish **Not Shown**


Available Finishes



AB
Antique Brass



BN
Brushed Nickel



OB
Oiled Bronze



RI
Rustic Iron

Blade Options

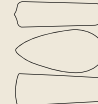
Type 1 Blades
(see page 188)



Type 2 Blades
(see page 192)



Type 3 Blades
(see page 197)



Light Kit Options

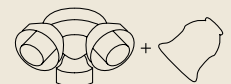
Bowl Light Kits
(see page 204)



Complete Light Kits
(see page 208)



Customize Your Own
(see pages 209/211)



Remotes



TCS Remote Control
(Optional)
K52-TCS-(Finish)



TCS-PLUS Wall Control
(Optional)
K52-TCSPLUS-(Finish)