

DC Epic[®]

Our DC Epic fan is designed on a grand scale and introduces our innovative new motor design.



Oiled Bronze Epic with 70" Custom Carved Scalloped Walnut Blades and Light Kit

Model-Finish **DCEP700B**

Blade-Finish **B570C-1**

Light-Finish **LK37-0B**

Features

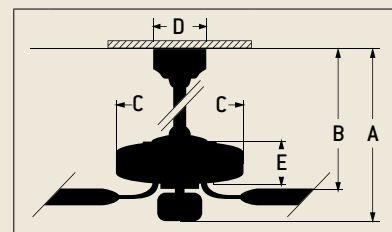
- Energy Saving, 6 Speed Reversible DC Motor
- 6" Downrod (Included)
- Limited Lifetime Warranty
- Blades Sold Separately
- Light Kit Adaptable (Optional)
- DC Remote Control (Included)
- Suitable for Damp Locations



Specs

■ Blade Sweep	70"
■ Number of Blades	5
■ Blade Pitch	14°
■ Motor Size (MM)	Energy Saving DC
■ AMPS (HI Speed)	0.47
■ Watts (HI Speed)	27
■ RPM (6 Speed)	105-94-83-72-63-52
■ Shipping Wt. (lbs.)	36.38
■ CU. FT. in Carton	2.57
■ Airflow* (Cubic Feet Per Minute)	7,695
■ Electricity Use*	27 Watts
■ Airflow Efficiency* (Cubic Feet Per Minute Per Watt)	285

Ceiling Drop Dimensions



A: 2" DR - 12.0"

B: 2" DR - 9.0"

A: 6" DR - 16.0"

B: 6" DR - 13.0"

C: 22.0"

D: 7.25"

E: 6.0"

DR: Downrod

Compare: 49" to 60" ceiling fans have airflow efficiencies ranging from approximately 51 to 176 cubic feet per minute per watt at high speed.

Popular Combinations



Aged Bronze Epic with 70" Epic Dark Oak Blades

Model-Finish **DCEP70AG**
 Blade-Finish **B570E-DO4**
 Light-Finish **Not Shown**



Oiled Bronze Epic with 70" Premier Hand-Scraped Teak Blades

Model-Finish **DCEP70OB**
 Blade-Finish **B570P-TK7**
 Light-Finish **Not Shown**



Aged Bronze Epic with 70" Custom Carved Scalloped Walnut Blades and Light Kit


Model-Finish **DCEP70AG**
 Blade-Finish **B570C-1**
 Light-Finish **LK37-AG**




Aged Bronze Epic with 70" Custom Carved Scalloped Blades and Bowl Light Kit

Model-Finish **DCEP70AG**
 Blade-Finish **B570C-1**
 Light-Finish **LK715**

Available Finishes



AG
Aged Bronze



OB
Oiled Bronze

Blade Options

Type 4 Blades
(see page 198)



Light Kit Options

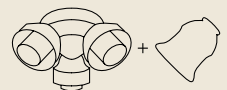
Bowl Light Kits
(see page 204)



Complete Light Kits
(see page 208)



Customize Your Own
(see pages 209/211)



Remotes



DC Remote Control
(Included)



DC Wall Control
(Included)